

Key Stage 2



Healthy Transport

Unit 2 Transport

Key Stage 2 Healthy Transport

INTRODUCTION

The Healthy Transport Teaching Resource is designed to promote the benefits of walking and cycling for the health of people and the planet. The resource will support students to develop an understanding of different types of transport, and the negative impacts of travel, especially regarding air pollution. Students are then able to increase their knowledge of active travel solutions and actively play a role in encouraging healthy transport, through the development of a Walking Bus. The Healthy Transport Teaching Resource supports delivery of the Northern Ireland Primary School curriculum particularly [World Around Us](#) and [Personal Development and Understanding](#). A detailed description of curriculum links and specific themes can be found within the Healthy Transport Teaching Guide.

PLANNING THE LESSON

The Healthy Transport Teaching Resource can be implemented at any time of year, but it is recommended to be completed at the start of the school year to support the delivery of a Walking Bus project.

CREATING A LESSON PLAN

- Set aside time to develop your own understanding of topics.
- Allow adequate time to ensure the learning activities are covered.
- Each unit and corresponding learning activities can be covered across a week or multiple weeks.
- The learning activities can be in partnership with other work, especially within World Around Us and Personal Development and Mutual Understanding. Further details of linking activities with key learning aims and intentions of these areas of the curriculum can be found in the [Healthy Transport Teaching Guide](#).

Key Stage 2	
Units	Learning Activities
Transport	A. "Transport Past and Present Worksheet" B. Transport Debate

Contents

UNIT 2: TRANSPORT	4
Learning Activity A: Transport Past and Present	5
Transport Unit Learning Activity A Worksheet Option 1	6
Transport Unit Learning Activity A Worksheet Option 2	7
Learning Activity B: Transport Debate	8
Transport Unit Learning Activity B Worksheet	9

UNIT 2: TRANSPORT

This unit provides a basic understanding of how people have travelled in the past and present. Students begin to think critically about different ways to travel from place to place and the positives and negatives of each type of travel.

LEARNING INTENTION

Main Curriculum Links: World Around Us (History), Mathematics and Numeracy, and Language and Literacy

More detailed curriculum themes outlined in [Healthy Transport Teaching Guide](#)

CHILDREN WILL LEARN

- How transport has changed over time
- Different types of travel including pros and cons of sustainable travel
- Consider different ways to travel to school

SUCCESS CRITERIA

At the end of the lessons, children will

- Be able to identify different forms of transport.
- Have an increased understanding of how transport has changed or remained similar over time.
- Understand how to collect and analyse data.
- Students will be able to identify different forms of sustainable travel.

RESOURCES:

- Key Stage 2 Unit 2 PowerPoint
- Transport Past and Present Worksheet
- Sustainable Travel Debate Worksheet

Learning Activity A: Transport Past and Present

Time:

Part 1: 25-30 minutes

Part 2: 25 minutes

Resources:

- "Transport Past and Present" worksheet
- Pens
- Paper
- Key Stage 2 Unit 2 PowerPoint

Delivery:

Part 1:

- Use Key Stage 2 Unit 2 PowerPoint Slides #3-4 and have the children watch at least one of the following BBC Bite videos
 - Four-minute video: Transportation: <https://www.bbc.co.uk/teach/class-clips-video/articles/zs6d239>
 - Two-minute video: Methods of Transportation: <https://www.bbc.co.uk/teach/class-clips-video/articles/z7cccmn>
 - Additional resources available in pairing with these video
- Give each child a copy of the "Transport Past and Present" worksheet, there are two different versions of the same worksheet to suit class ability.
- Have the children write in the box if the type of transport was used in the past, present or both. Or Circle in red or green if using the alternative worksheet.
- Discuss the answers with the class. Consider the different ways people have travelled throughout history: Horse and cart, walking, boats, trains, cars (old and new), buses, etc. Some types of transport used in the past can be used now but have become more modern and allow us to reach longer distance.

Optional Part 2:


- Ask the children to pick one form of transport from the worksheet and write a short story about someone using this form of transport to get to school.
- Have some of the children share their stories with the class

Transport Unit Learning Activity A

Worksheet Option 1

Transport Past and Present




Was this type of transport past, present or both?



Transport Unit Learning Activity A Worksheet Option 2

Transport Past and Present

Circle in **Red** if this type of transport was used in the **Then (past)** and **Green** if it is used **Now**.



Learning Activity B: Transport Debate

Time: 40 minutes

Resources:

- "Sustainable Travel Debate" worksheet
- Pens
- Key Stage 2 Unit 2 PowerPoint

Delivery:

- Use the Key Stage 2 Unit 2 PowerPoint slides #7-12 to educate the children on different types of travel and introduce the idea of sustainable travel.
- To support the delivery of this learning exercise follow the steps of the "Think, Pair, Share" exercise found in the CCEA Active Learning and Teaching Methods Key Stage 1 and Key Stage 2 <https://ccea.org.uk/downloads/docs/ccea-asset/Curriculum/Active%20Learning%20and%20Teaching%20Methods%20for%20Key%20Stages%201%20and%202.pdf>
- Split the children into 4 groups.
- Assign each group one form of transport.
 - Cars
 - Walking
 - Cycling
 - Public Transport
- As a group using the "Transport Debate" worksheet have the children then discuss the positives, and negatives of their form of transport, among the members of their group.
- Pair groups to debate with each other. Ex: Cars Vs. Cycling
- Have the groups debate based on the positive and negatives why their form of transport is the best way to travel
- Once the groups have discussed with each other, hold a debrief and ask one/two children from each of the 4 groups to share their discussion with the class.
- Using a show of hands, ask the children to vote for which form of travel they would choose, ask some of the children to share why.



Transport Unit Learning Activity B Worksheet

Name:

Type of Transport:

Positives

Negatives



BELFAST HEALTHY CITIES

Gordon House
22/24 Lombard Street
Belfast
BT1 1RD

Tel: +44 (0) 28 9032 8811

www.belfasthealthycities.com
[@belfasthealthy](https://twitter.com/belfasthealthy)

Company Reg No NI31042

Registered With The Charity Commission
For Northern Ireland NIC100587

